



7 in 1 USB-C Multiport Hub
Model #: LQ48004







Product Manual

- Package Contents
- USB-C Multiport Hub x1,
- User Manual x1

Thank you for purchasing our 7 in 1 USB-C Multiport Hub.

Please read this user manual carefully and keep it in a safe place for future reference. If you need any assistance, please contact our support team with your product model number and order number of relevant sales channel.

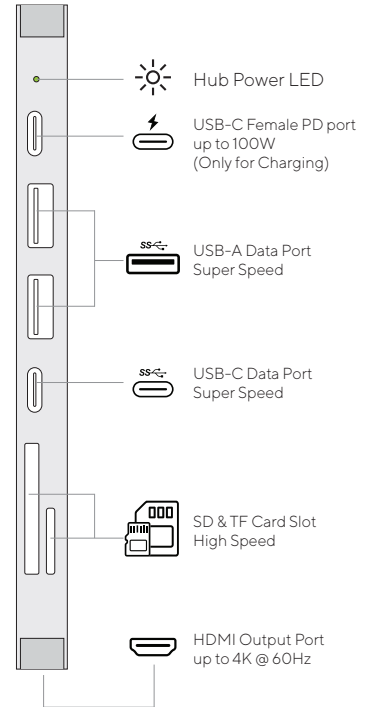
Product Specifications

- 
HDMI Output Port
Up to 4k UHD (3840 x 2160@ 60Hz), supports 1440p / 1080p / 720p / 480p / 360p
- 
USB-A Port
Super Speed USB-A 3.1 Gen 1, Max data transfer speed 5Gbps Power Supply up to 4.5W Max.
- 
SD & TF Card Slot
Supported memory card capacity up to 512GB.
- 
USB-C PD Female Port 1
Charging up to 100W of Power Delivery 3.0(Only for laptop charging)
- 
USB-C Female Port 2
Super Speed USB-C 3.1 Gen 1, Max data transfer speed 5Gbps Power Supply up to 4.5W Max. (Only for Data Transfer)
- 
USB-C Male
Compatible with Thunderbolt 3, Make sure that the host USB-C port on your device complies with the USB3.0/3.1 Specification

System Requirements:
Laptop with an available USB-C Port
Windows 7/8/10, MacOSX v10.0 or above operating systems,
USB 3.0/3.1

Plug and play:
Yes

Overview



Notes

1. The up to 100W charging speed can only be achieved when used with a 100W rated USB-C PD cable in combination of 100W type-C PD Power Adapter.
2. The USB Data Ports of this product supports Max. 5V 900mAh total charging output.
3. For more stable connection when using high-power devices, connect a PD Power Adaptor to the USB-C female PD port.
4. The USB-C female PD port of this product is only for charging USB-C laptops whose USB-C Port supports USB Power Delivery (PD). The PD USB-C female port of this product does not support data transfer.
5. The USB-C female data port of this product is only for data transfer. The USB-C female data port of this product does not support charging.
6. A 4K capable display and a 4K capable HDMI cable are required to achieve 3840 x 2160 resolution.
7. HDMI 1.4 cables only support 30Hz, HDMI 2.0 cables support 4K up to 60Hz.
8. 4K 60Hz Compatibility requires a DP 1.4 compatible type-C port on your device.

How to Use

Plug the USB-C male connector of the Hub into the USB-C port on your USB-C laptop.

1. USB-C Power Delivery: Charge your laptop by plugging the USB-C Charger to the Multiport Hub USB-C Female Power Delivery (PD) port.
2. HDMI Output: Connect to your UHDTV or projector with an HDMI 2.0 cable via the HDMI output port and watch videos from your USB-C laptop on your TV or other HDMI-enabled devices.
3. USB-C Super Speed: Connect your smart phone, tablet, hard drive or other USB-C peripherals via the USB-C 3.1 Port and transfer data between your computer and connected device.
4. USB-A Super Speed: Connect your smart phone, tablet, mouse, keyboard, hard drive or other USB peripherals via the USB-A 3.1 ports and transfer data between your computer and connected device.
5. SD/TF Card Reader: Insert your memory card into the SD/TF Card Slot to directly access files stored in the SD/TF card on your USB-C laptop. SD/TF memory cards can be used on the hub simultaneously.

Troubleshooting

if you experience any issues or have any question regarding the hub, please visit the support and FAQ page on our website for most up to date information.

LINQ | Support
<https://linqbyelements.dk/support.html>

Compatibilities

Details regarding compatibility of devices can be found on our website or consult your devices manual.

visit:
www.LINQbyELEMENTS.dk